




CUSTOM CRIMP™

Innovating SMART Hose Assembly Solutions Since 1979

SM300 Electric Hose Skiver Unit




Laser Etched Scale:

Is designed to help accurately calibrate the skive diameter.




OD Skiving Tool & PTO Coupling:

Long lasting carbide inserts have multiple cutting edges to eliminate sharpening and PTO Coupling for quick change tool.



ID Skiving Tool: High Speed Steel cutting tool provides clean ID skiving.



Safety Switch:

Activates and motor shuts off when the safety shield is opened.

ENGINEERED TO ACCOMMODATE YOUR NEEDS

- Capable of skiving 1/2" to 3" hose internally and externally.
- OD Carbide Skiving Inserts remain sharp for a long lasting service life.
- OD Carbide Skiving Insert blade have 4 useable cutting surfaces, which can be rotated quickly.
- OD and ID skive depth adjustability is easy and accurate.
- ID steel cutting blade provides clean ID skiving.
- Change from OD to ID skiving tool in seconds with PTO Coupling.
- SM 300 Hose Skiver can be easily controlled by a foot pedal, leaving the operator's hands free.
- Base mounting holes allow the hose skiver to be bench or truck bed mounted if required.

DURABLE + RELIABLE DESIGN = PROFITABILITY

- Open design to provide excellent operator visibility.
- Complete range of OD and ID Skiving Tools available.
- All OD and ID Skiving Tools are compatible with SM 300M Hand Operated Skiving Tool.




CUSTOM CRIMP™

Innovating SMART Hose Assembly Solutions Since 1979




Foot Pedal
(Included) P/N:104046




(Available)
SM300 Tool Holder
P/N:104247



(Available)
SM300 Mobile Cart
P/N:101956



(Available)
ID Skiving Steel Blade
P/N:104141



(Available)
OD Carbide Skiving
Insert P/N:103993
OD Skiving Insert Screw
P/N:103994



PTO Coupling for
quick tool change

Safety Shield

Reversing Switch for
ID and OD Skiving

Main Power Switch

SM300 Mobile Cart
(Optional)

SM300 Tool Holder
(Optional)

Foot Pedal

Hose Size	OD Skiving Tool Part Number
04	103692-04
06	103692-06
08	103692-08
10	103692-10
12	103692-12
16	103692-16
20	103692-20
24	103692-24
32	103692-32
40	103692-40
48	103692-48

Hose Size	ID Skiving Tool Part Number
04	104028-04
06	104028-06
08	104028-08
10	104028-10
12	104028-12
16	104028-16
20	104028-20
24	104028-24
32	104028-32
40	104028-40
48	104028-48



Safety Switch

1/3 HP Single Phase Motor

Discharge / Waste

(2) Lockable Swivel Casters

Technical Specifications

Capable of skiving: Up to 3"
Power: 1/3HP/110V/1Phase (Standard)
Weight: 150 lbs w/o optional mobile cart 175 lbs w/ optional mobile cart
Size: L: 29" x W: 25" x H: 21" w/o optional mobile cart
Size: L: 30" x W: 29" x H: 49" w/ optional mobile cart

