



# CUSTOM CRIMP™


Innovating SMART Hose Assembly Solutions Since 1979

## 660-T / 670-T Ferrule Vise Hose Crimpers

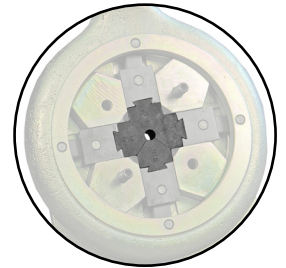
The 660-T Manual and the 670-T Air operated foot pedal Ferrule Vise Crimpers offer a cost effective solution for light duty hose crimping.




**660-T Manual**



**670-T Air operated**



**Interchangeable Dies:**  
Allow crimping of a wide variety of hose sizes.




**Quickly Exchangeable Dies:**  
Remove the cover plate and slip another die finger into position.

### ENGINEERED TO ACCOMMODATE YOUR NEEDS

- The Ferrule Vise Crimper is an ideal solution for light duty repetitive hose crimping. With a wide variety of available dies in either ribbed or straight configuration these crimpers will consistently produce good looking accurate crimps time after time.
- The positive over center action of the crimper assures a consistent and repeatable crimp diameter with no need for adjustment.
- The rugged cast iron frame and base is designed to provide years of dependable service and both the 660-T and the 670-T models have mounting holes which permit them to be securely mounted to a work bench.

### DURABLE + RELIABLE DESIGN = PROFITABILITY

- Open design to provide excellent operator visibility.
- Complete range of dies and accessories available.
- Wide variety of available dies in either ribbed or straight configuration.
- Custom die sets also available.



**Adjustable Back Stop:**  
Is ideal solution for fast, accurate, and repetitive crimps.  
(Available only for 670-T)



# CUSTOM CRIMP™

Innovating SMART Hose Assembly Solutions Since 1979

## 660-T / 670-T Ferrule Vise Hose Crimpers



FERRULE VISE DIES	STRAIGHT DIES	RIBBED DIES
Closed Dia. (Inch)	Part Number	Part Number
0.275	662-T-275	
0.310	662-T-310	
0.350	662-T-350	
0.375	662-T-375	664-T-375
0.400	662-T-400	664-T-400
0.425	662-T-425	664-T-425
0.450	662-T-450	664-T-450
0.475	662-T-475	664-T-475
0.500	662-T-500	664-T-500
0.525	662-T-525	664-T-525
0.550	662-T-550	664-T-550
0.575	662-T-575	666-T-575
0.600	662-T-600	666-T-600
0.625	662-T-625	666-T-625
0.650	662-T-650	664-T-650   666-T-650
0.675	662-T-675	666-T-675
0.700	662-T-700	666-T-700
0.725	662-T-725	666-T-725
0.750	662-T-750	666-T-750
0.775	662-T-775	666-T-775
0.800	662-T-800	666-T-800
0.825	662-T-825	666-T-825
0.850	662-T-850	666-T-850
0.875	662-T-875	666-T-875

FERRULE VISE DIES	STRAIGHT DIES	RIBBED DIES
Closed Dia. (Inch)	Part Number	Part Number
0.900	662-T-900	666-T-900
0.925	662-T-925	666-T-925
0.950	662-T-950	666-T-950
0.975	662-T-975	666-T-975
1.000	662-T-1000	666-T-1000
1.025	662-T-1025	666-T-1025
1.050	662-T-1050	666-T-1050
1.075	662-T-1075	666-T-1075H
1.100	662-T-1100	666-T-1100H
1.125	662-T-1125	666-T-1125H
1.150	662-T-1150	666-T-1150H
1.175	662-T-1175	666-T-1175H
1.200		666-T-1200H
1.225		666-T-1225H
1.250		666-T-1250H
1.275		
1.300	662-T-1300	
1.325		666-T-1325H

Wide variety of available dies in either ribbed or straight configuration. Custom die sets also available.

